



# Diamond Tub & Showers Spec Sheet

Model: B 7248-4 3/8"

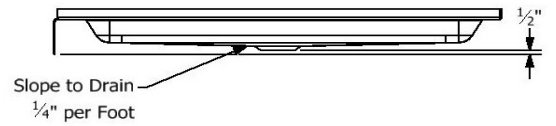

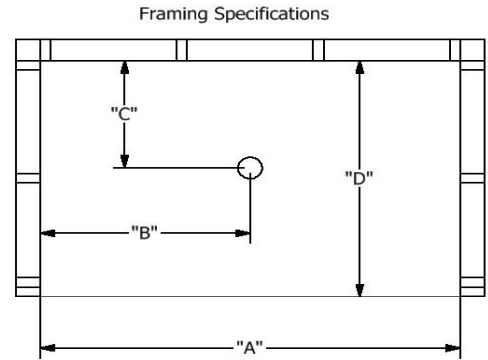
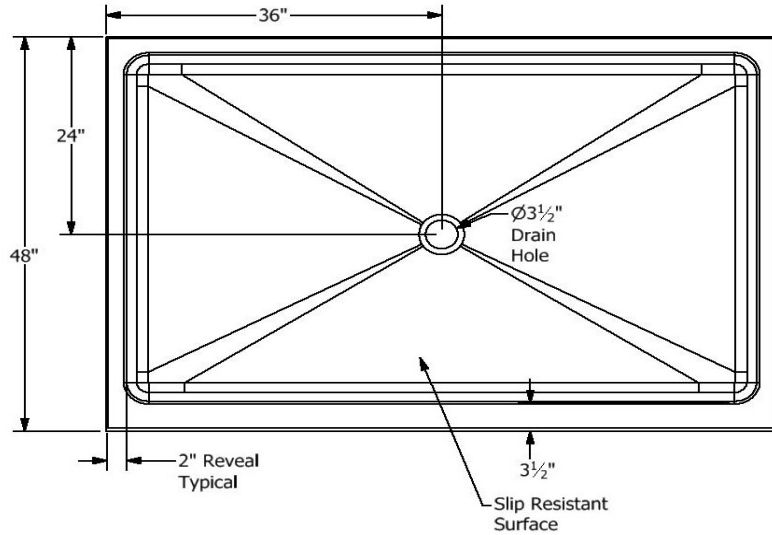
Description: One Piece Shower Base

## Specifications

Model #	Material	Wall Finish	Pieces	Drain	Threshold Height	Net Weight Lbs.
B 7248-4 3/8"	Fiberglass/Gelcoat	Smooth	1	C	4 3/8"	
Enclosure Opening						
Width		Height				
71 3/4"		NA				

## Framing Dimensions

A	B	C	D
72"	36"	24"	48"



Certified to conform to ANSI Z124.1 and ASTM E-162 Flame Spread Rating 200 or less and is under a program of factory inspection.

Manufactured by Frontline Mfg., Inc. Warsaw, IN



9/17/21